

KAREN A. COFFMAN JACKSON COUNTY TREASURER

**FEBRUARY
2018**



PORTFOLIO SIZE

Current Portfolio

Certificate of Deposits (CD)	3,500,000.00
Money Market Accounts	31,387,265.79
Treasuries & Agencies	30,314,000.00
	\$65,201,265.79

CURRENT HAPPENINGS

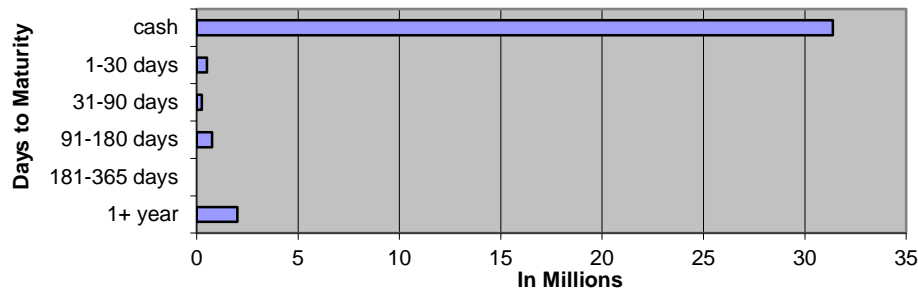
2018 Revenue Year to Date*

All Delinquent Taxes	574,872
Dog Licenses	9,653
Passports	2,745

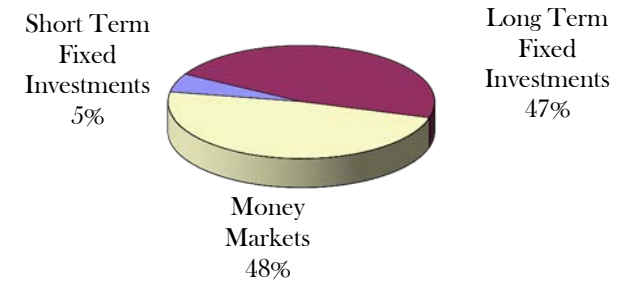
*General Ledger Information/Cash basis

DIVERSIFICATION

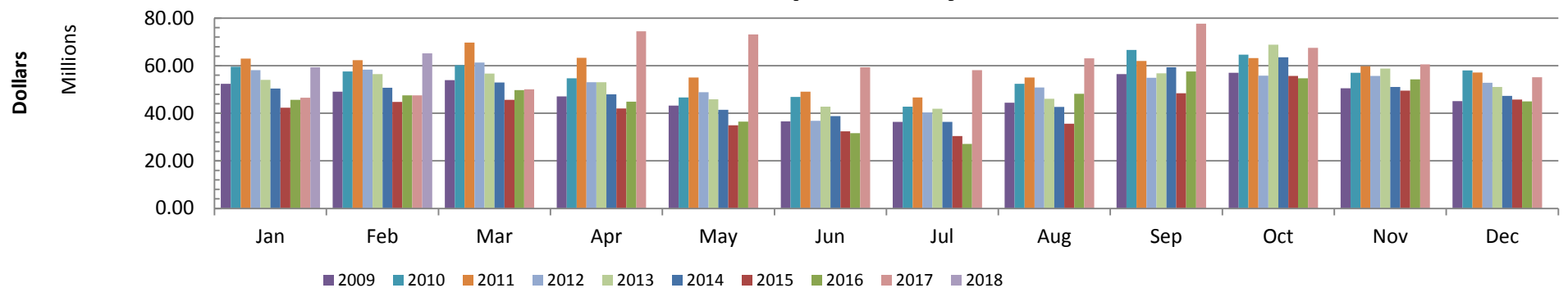
Diversification by Maturity Date



Diversification by Investment Type



Historical Comparison by Month



February 2018 General Account Investments

CUSIP	Issuer	Par Value	Current Rate	Maturity Date
Certificates of Deposit				
24000824	Ann Arbor State Bank	\$ 500,000.00	1.500%	3/3/2018
464209CB9	Isabella Bank	\$ 250,000.00	1.200%	6/18/2018
38644AAU3	Grand River Bank	\$ 250,000.00	1.000%	7/6/2018
24000316	Ann Arbor State Bank	\$ 250,000.00	1.150%	9/16/2018
48124JWV6	JP Morgan Chase	\$ 250,000.00	1.250%	9/28/2018
9497483N5	Wells Fargo	\$ 250,000.00	1.200%	2/26/2019
33646CFM1	1st Source Bank	\$ 250,000.00	1.700%	8/28/2019
30447	American 1 Credit Union	\$ 500,000.00	1.750%	10/26/2019
060704BA0	Bank Birmingham	\$ 250,000.00	1.500%	2/13/2020
32110YER2	First National Bank of America	\$ 250,000.00	1.500%	3/16/2020
201282GJ3	Alma Bank	\$ 250,000.00	1.500%	4/13/2020
864088DN6	Sturgis Bank	\$ 250,000.00	2.500%	7/20/2021
	Subtotal	\$ 3,500,000.00		
Cash/Money Markets				
	Comerica Bank	\$ 9,959,743.19		
	Michigan CLASS	\$ 14,596,728.02		
	Huntington Bank	\$ 1,783,468.72		
	County National Bank	\$ 1,003,934.92		
	Chemical Bank	\$ 3,028,779.29		
	CIBC	\$ 1,014,611.65		
	Subtotal	\$ 31,387,265.79		
Treasuries / U.S. Agencies				
59447PCN9	Michigan Finance Authority Muni Bond	\$ 750,000.00	1.900%	9/1/2018
594698PB2	Michigan Strategic Fund	\$ 1,565,000.00	1.641%	4/15/2019
3137EADM8	Federal Home Loan Mortgage Corp	\$ 500,000.00	1.250%	10/2/2019
3130A9PB1	Federal Home Loan Bank	\$ 1,999,000.00	1.200%	10/25/2019
3133EFKY2	Federal Farm Credit Bank	\$ 2,000,000.00	1.360%	10/28/2019
150609HD0	Cedar Springs Mich Public School Muni	\$ 500,000.00	1.785%	5/1/2020
3133EGVK8	Federal Farm Credit Bank	\$ 2,000,000.00	1.350%	9/21/2020
3133EGLG8	Federal Farm Credit Bank	\$ 2,000,000.00	1.370%	10/13/2020
3133EGLU7	Federal Farm Credit Bank	\$ 2,000,000.00	1.480%	7/14/2021
3134GAEE0	Federal Home Loan Bank	\$ 2,000,000.00	1.500%	3/30/2021
3133EGMT9	Federal Farm Credit Bank	\$ 2,000,000.00	1.690%	7/19/2022
3130A6S57	Federal Home Loan Bank	\$ 2,000,000.00	2.375%	11/23/2022
3134G92T3	Federal Home Loan Mortgage Corp	\$ 1,000,000.00	1.500%	8/8/2023
3133EGTV7	Federal Farm Credit Bank	\$ 3,000,000.00	1.820%	9/12/2023
3133EGUU7	Federal Farm Credit Bank	\$ 3,000,000.00	1.850%	9/20/2023
3133EJEB1	Federal Farm Credit Bank	\$ 2,000,000.00	3.360%	2/27/2025
3133EHVU4	Federal Farm Credit Bank	\$ 2,000,000.00	2.780%	8/24/2027
	Subtotal	\$ 30,314,000.00		
	Total	\$ 65,201,265.79		

February 2018 Monthly Pooled Interest

Account Name	Org. Key	Object Code	No. Days	Beginning Balance	Ending Balance	Average Balance	Average Interest	Monthly Interest	GL Entry CR
Public Improvement	245000	000020	28	676,180.73	767,223.31	721,702.02	1.278%	\$707.54	245100-664000
Jail Millage	280000	000020	28	987,495.74	1,264,533.65	1,126,014.70	1.278%	\$1,103.93	280100-664000
DOA Millage	281000	000020	28	708,265.74	818,146.22	763,205.98	1.278%	\$748.23	281100-664000
Medical Care MOE	297100	000020	28	2,829,901.03	2,825,493.69	2,827,697.36	1.278%	\$2,772.23	297100-664000
Delinquent Real	616000	000020	28	7,165,728.11	8,865,461.86	8,015,594.99	1.278%	\$7,858.36	616100-664000
Delinquent Personal	618000	000020	28	223,507.39	214,677.54	219,092.47	1.278%	\$214.79	618100-664000
Worker's Comp	677000	000020	28	130,075.22	134,758.03	132,416.63	1.278%	\$129.82	677100-664000
Self Insurance Health	688000	000020	28	-987,471.35	-1,593,502.89	-1,290,487.12	0.000%	\$0.00	688100-664000
Escheats	702000	000020	28	120,964.02	123,109.35	122,036.69	1.278%	\$119.64	702000-268010
				11,854,646.63	13,419,900.76			13,654.54	
ROD Automation Fund	256000	000020	28	401,038.56	400,320.07	400,679.32	1.278%	\$392.82	256100-664000
Road Commission	201000	000020	28	-3,557,220.11	-1,629,910.91	-2,593,565.51	0.000%	\$0.00	201100-664000
Joint Narcotics Forfeiture	267000	000020	28	302,033.71	295,635.42	298,834.57	1.278%	\$292.97	267100-664000
Village of Springport	365910	000020	28	672.90	673.59	673.25	1.278%	\$0.66	365910-664000
Spring Arbor Water	365911	000020	28	591.72	592.32	592.02	1.278%	\$0.58	365911-664000
Clark Lake	365913	000020	28	106.80	106.91	106.86	1.278%	\$0.10	365913-664000
Village of Brooklyn	365914	000020	28	162.52	162.69	162.61	1.278%	\$0.16	365914-664000
Lake Columbia	365185	000020	28	2,984.00	2,987.04	2,985.52	1.278%	\$2.93	365185-664000
Southern Regional Intercept.	365916	000020	28	-208,602.43	-270,089.93	-239,346.18	0.000%	\$0.00	365916-664000
Wolf Lake	365220	000020	28	1,576.70	1,578.31	1,577.51	1.278%	\$1.55	365220-664000
Napoleon	365918	000020	28	551.46	552.02	551.74	1.278%	\$0.54	365918-664000
Parma Village LDFA	365920	000020	28	2,707.82	2,710.58	2,709.20	1.278%	\$2.66	365920-664000
Grass Lake Section 2002B	365924	000020	28	3,350.97	3,354.39	3,352.68	1.278%	\$3.29	365924-664000
Round/Farwell	365925	000020	28	9,616.33	9,626.14	9,621.24	1.278%	\$9.43	365925-664000
Vineyard Lake	365250	000020	28	969.40	970.39	969.90	1.278%	\$0.95	365250-664000
Rives Sanitary Sewer	365926	000020	28	243.72	243.97	243.85	1.278%	\$0.24	365926-664000
Village of Springport	365929	000020	28	244.78	245.03	244.91	1.278%	\$0.24	365929-664000
Lifeways 2015B series	365917	000020	28	18,660.79	18,680.09	18,670.44	1.278%	\$18.30	365917-664000
Airport Runway	365906	000020	28	62,555.66	62,619.48	62,587.57	1.278%	\$61.36	365906-664000
Road Dept Road Projects	365933	000020	28	807,887.24	808,711.50	808,299.37	1.278%	\$792.44	365933-664000
Sheriff Radio	365934	000020	28	232,583.12	232,820.45	232,701.79	1.278%	\$228.14	365934-664000
Building Authority Debt MCF	369472	000020	28	66,439.43	66,507.23	66,473.33	1.278%	\$65.17	369472-664000
JCDOT Bond (August 2016)	403276	000020	28	4,119,238.62	4,123,441.92	4,121,340.27	1.278%	\$4,040.49	403276-664000
Road Dept Road Projects	404276	000020	28	22,011,912.18	22,034,373.27	22,023,142.73	1.278%	\$21,591.13	404276-664000
RRF - CASH	515000	000020	28	272,242.09	253,536.97	262,889.53	1.278%	\$257.73	
RRF-Bond Debt	515000	175010	28			0.00	1.278%	\$0.00	\$502.83
RRF- City Perpetual	515000	175030	28	250,000.00	250,000.00	250,000.00	1.278%	\$245.10	515530-664000
Fair	561000	000020	28	-8,550.63	38,436.17	14,942.77	1.278%	\$14.65	561100-664000
Preston Endowment	718000	000020	28	102,255.27	102,359.61	102,307.44	1.278%	\$100.30	\$100.30
Preston RESTRICTED	718001	000020	28			0.00	1.278%	\$0.00	718100-664000
Drain	801000	000020	28	1,230,335.83	1,281,884.34	1,256,110.09	1.278%	\$1,231.47	801100-664000
Drain	802000	000020	28	31,080.49	24,248.48	27,664.49	1.278%	\$27.12	802100-664000
Lake Level	841000	000020	28	45,145.29	48,354.33	46,749.81	1.278%	\$45.83	841100-664000
Lake Level	842000	000020	28	7,560.31	7,568.29	7,564.30	1.278%	\$7.42	842100-664000
Spring Arbor Water	851911	000020	28	3,359.16	3,362.59	3,360.88	1.278%	\$3.29	851911-664000
Southern Regional Intercept.	851916	000020	28	1,362.64	1,364.03	1,363.34	1.278%	\$1.34	851916-664000
Parma Village Wastewater	851922	000020	28	0.02	0.02	0.02	1.278%	\$0.00	851922-664000
Round/Farwell	851925	000020	28	136.34	136.48	136.41	1.278%	\$0.13	851925-664000
Vineyard Lake	851250	000020	28	409.49	409.91	409.70	1.278%	\$0.40	851250-664000
Rives Sanitary Sewer	851926	000020	28	63.01	63.07	63.04	1.278%	\$0.06	851926-664000
Total Paid				26,215,705.20	28,178,636.26			\$29,440.99	
				\$ 38,070,351.83	\$ 41,598,537.02	\$ 39,834,444.43			
								\$43,095.53	Total Int Paid

FEBRUARY 2018 Monthly Pooled Unallocated Interest

Account Name	FUND	Beginning Balance	Ending Balance
Parks	208	-94,017	-81,025
Friend of Court	215	892,514	1,354,462
Golf Courses	218	4,623	-6,955
Health department	221	2,089,267	2,123,034
Runway Project	246	-348,644	-348,644
Falling Waters	247	65,243	65,078
Sparks Park	248	-250,091	-252,700
Budget Stabilization	257	0	0
Concealed Pistol Licensing	263	151,524	151,632
PA Drug Enforcement	264	76,293	76,293
Sheriff Drug Enforcement	265	70	2,562
Omnibus Firefeiture	266	981	981
Law Library	269	6,884	6,884
CDB Grant	278	153,461	118,536
Justice Training	285	-36,994	-36,380
FIA	290	67,032	69,449
Medical care facility	291	3,168,296	2,768,044
Child Care	292	729,270	740,882
Vetran's Trust	294	7,480	7,480
Airport	295	-35,560	17,610
Equipment Fund	402	1,043,292	996,342
Sheriff Equipment	466	-129,901	240,937
Building Authority Construction	469	0	0
Delinquent Tax Administration	617	1,250,793	1,250,893
Land bank	620	378,888	379,368
Landscape Planning	649	23,662	23,662
DOA Endowment	717	74,076	73,396
Library Fines	721	101,727	110,800
Retirement	731	1,276,430	1,461,945
Circuit Court Trust	762	302,346	309,656
		10,968,946	11,624,222

**MARCH
2018**

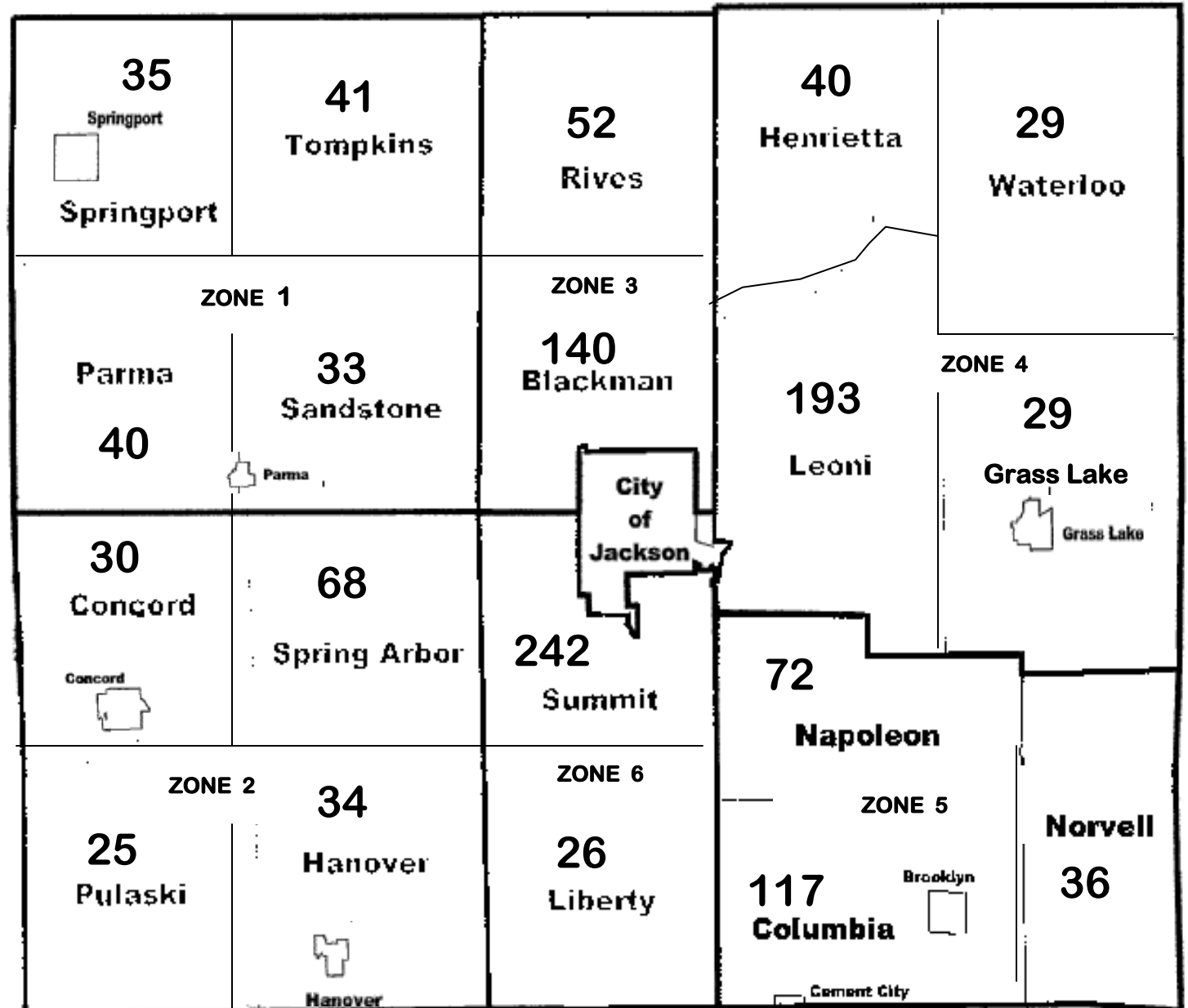
**2018 "NEW" Forfeitures
Beginning 2,069**

2,069 - %

March 2017 - 2190

- CITY
- 1- 49
 - 2- 74
 - 3- 104
 - 4- 161
 - 5- 142
 - 6- 74
 - 7- 66
 - 8- 117
- Total 787

03-01-17 2,190
03-01-16 2,391



- Colin - 529
- Jan - 578
- Mary - 457
- 4th - 505

